

SG100 recessed wall lights are built to blend seamlessly into the landscape, and ideal for stairway and pathway lighting. Available in 3000K or 6000K CCT options. The unit is durably constructed with a stainless steel front plate, die-cast aluminum body and ABS mounting sleeve, which allows for uniform and fast installations. Low profile and efficient, these luminaires are IP65 outdoor rated.

Up to 50 lm/unit **120-240VAC Input**

CLIENT	
PROJECT NAME	
LOCATION	
DATE	

Product Detail



Lighting	Light Source	16 x 0.2W LED
	Power	4W
	Average Life	50,000 Hours
Electrical	Controls	Dali, PWM, Triac, 1-10V
	Input Voltage	120-240VAC
	Operating Current (MA)	58
Mechanical	Housing Construction	Dark Gray Powder Coated Aluminum
	Front Cover	Hard chromeplated Stainless steel 316
	Mounting Sleeve	PC/ABS Alloys
	Power Cable	3-Core 18AWG, Length = 1.6FT (0.5m)
Environmental	Ingress Protection	IP65
	Certifications	ETL, CE, RoHS Compliant
	Impact Protection	IK09
	Operating Temperature	-4°F to 104°F (-20°C to 40°C)

Performance

Power	W/unit	4	
CCT	CCT	3000K	6000K
Lumens	lm/unit	45	50
Efficacy	lm/W	11	13
CRI	CRI	80	70

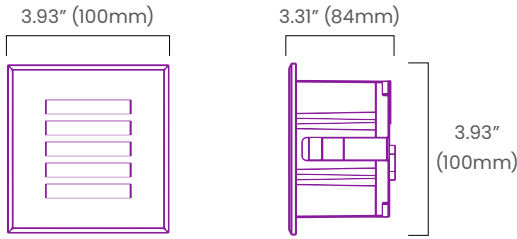
Ordering

Product Code	Series	CCT	Finish	Input Voltage	IP Rating
SG100	W	3000K 6000K	DG (Dark Gray -Standard) SG (Silver Gray) BK (Black)	UNI	IP20

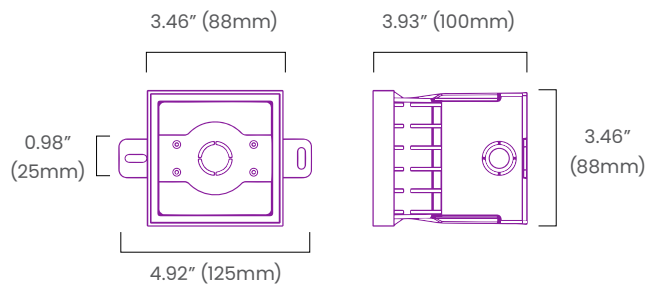


Dimensions

SG100

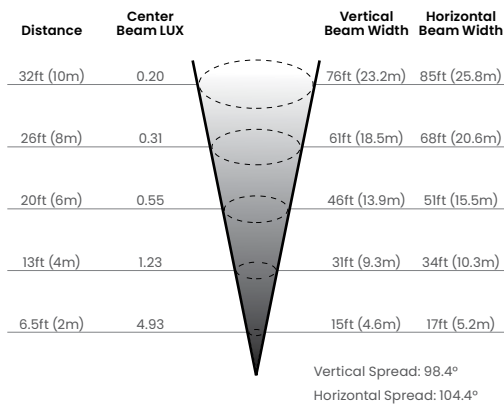



Recessed Mounting Sleeve



Photometric Details

Illuminance



Light Distribution

