


MOST POPULAR CONFIGURATIONS

\*Refer to LED tape specification sheets for more compatible profiles/tape combinations

LED TAPE	POWER	LUMENS	DOWNLOAD
	W/FT (W/m)	lm/FT (lm/m)	
D2	3.0(9.9)	Up to 250 (820)	<a href="#">Spec Sheet</a>
DFD2	2.44(8)	Up to 265 (869)	<a href="#">Spec Sheet</a>
D3	5.5(18.1)	Up to 411 (1,348)	<a href="#">Spec Sheet</a>
DTW3	4.4 (14.4)	513 (1683)	<a href="#">Spec Sheet</a>
RGBW 2	4.5(14.8)	225 (737)	<a href="#">Spec Sheet</a>
T2	5.9 (19.3)	Up to 428 (1,404)	<a href="#">Spec Sheet</a>




SURFACE


RECESSED

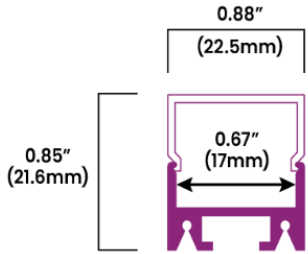
SUSPENDED

APPLICATION A



APPLICATION B





MOST POPULAR CONFIGURATIONS

\*Refer to LED tape specification sheets for more compatible profiles/tape combinations

LED TAPE	POWER	LUMENS	DOWNLOAD
	W/FT (W/m)	lm/FT (lm/m)	
D2	3.0(9.9)	Up to 250 (820)	<a href="#">Spec Sheet</a>
DFD2	2.44(8)	Up to 265 (869)	<a href="#">Spec Sheet</a>
D3	5.5(18.1)	Up to 411 (1,348)	<a href="#">Spec Sheet</a>
DTW3	4.4 (14.4)	513 (1683)	<a href="#">Spec Sheet</a>
RGBW 2	4.5(14.8)	225 (737)	<a href="#">Spec Sheet</a>
T2	5.9 (19.3)	Up to 428 (1,404)	<a href="#">Spec Sheet</a>




SURFACE


RECESSED

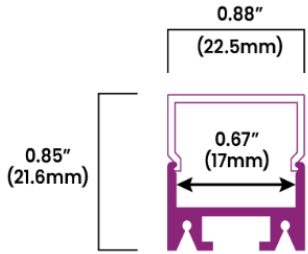
SUSPENDED

APPLICATION C



APPLICATION D





MOST POPULAR CONFIGURATIONS

\*Refer to LED tape specification sheets for more compatible profiles/tape combinations

LED TAPE	POWER	LUMENS	DOWNLOAD
	W/FT (W/m)	lm/FT (lm/m)	
D2	3.0(9.9)	Up to 250 (820)	<a href="#">Spec Sheet</a>
DFD2	2.44(8)	Up to 265 (869)	<a href="#">Spec Sheet</a>
D3	5.5(18.1)	Up to 411 (1,348)	<a href="#">Spec Sheet</a>
DTW3	4.4 (14.4)	513 (1683)	<a href="#">Spec Sheet</a>
RGBW 2	4.5(14.8)	225 (737)	<a href="#">Spec Sheet</a>
T2	5.9 (19.3)	Up to 428 (1,404)	<a href="#">Spec Sheet</a>




SURFACE



RECESSED

SUSPENDED

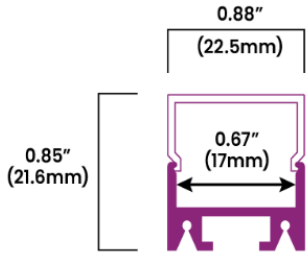
APPLICATION E



APPLICATION F








MOST POPULAR CONFIGURATIONS

\*Refer to LED tape specification sheets for more compatible profiles/tape combinations

LED TAPE	POWER	LUMENS	DOWNLOAD
	W/FT (W/m)	lm/FT (lm/m)	
D2	3.0(9.9)	Up to 250 (820)	<a href="#">Spec Sheet</a>
DFD2	2.44(8)	Up to 265 (869)	<a href="#">Spec Sheet</a>
D3	5.5(18.1)	Up to 411 (1,348)	<a href="#">Spec Sheet</a>
DTW3	4.4 (14.4)	513 (1683)	<a href="#">Spec Sheet</a>
RGBW 2	4.5(14.8)	225 (737)	<a href="#">Spec Sheet</a>
T2	5.9 (19.3)	Up to 428 (1,404)	<a href="#">Spec Sheet</a>




SURFACE


RECESSED

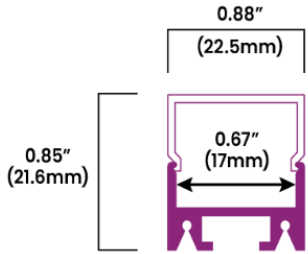
SUSPENDED

APPLICATION G



APPLICATION H







MOST POPULAR CONFIGURATIONS

\*Refer to LED tape specification sheets for more compatible profiles/tape combinations

LED TAPE	POWER	LUMENS	DOWNLOAD
	W/FT (W/m)	lm/FT (lm/m)	
D2	3.0(9.9)	Up to 250 (820)	<a href="#">Spec Sheet</a>
DFD2	2.44(8)	Up to 265 (869)	<a href="#">Spec Sheet</a>
D3	5.5(18.1)	Up to 411 (1,348)	<a href="#">Spec Sheet</a>
DTW3	4.4 (14.4)	513 (1683)	<a href="#">Spec Sheet</a>
RGBW 2	4.5(14.8)	225 (737)	<a href="#">Spec Sheet</a>
T2	5.9 (19.3)	Up to 428 (1,404)	<a href="#">Spec Sheet</a>

APPLICATION I



SURFACE

RECESSED

SUSPENDED