

DS55

BL Inground

Square, Outdoor Recessed Luminaire
3W, 24VDC Constant Voltage



DS55 ground recessed uplights are built to blend seamlessly into the landscape, and ideal for vertical highlighting of features such as columns, porticoes, garden walls, and tree silhouettes. Available in a variety of beam angles ranging from 9° to 60°, in 2000K, 3000K and 6000K options. The unit is durably constructed with a die-cast aluminum body, a 316 stainless steel trim and a tempered glass lens while the mounting boot allows uniform and fast installations. Low profile and efficient, these well lights are rated IP67, and are treadable, with up to 3700lb weight bearing capacity, perfect for installation in pavers, on decks, patios and along paths and walkways.

CLIENT	
PROJECT NAME	
LOCATION	
DATE	

Up to 183lm/unit 24VDC

Product Detail



Lighting	Power	3W
	Beam Angle	9°, 15°, 20°, 30°, 45° and 60°
	Average Life	50,000 Hours
Electrical	Controls	Dali, PWM, Triac, 1-10V
	Input Voltage	24VDC
	Circuit	Class 2
	Operating Current (MA)	105
Mechanical	Housing Construction	Grey Powder Coated Aluminum
	Front Cover	Hard Chrome-Plated 316 Stainless Steel
	Light Window	9/32" (7mm) Tempered Frosted Glass
	Glass Pressure Capacity	Distributed Weight = 3700lbs (1700kgs)
	Mounting Sleeve	ABS
	Power Cable	2-Core 18AWG, Length = 1.6FT (0.5m)
Environmental	Ingress Protection	IP67
	Certifications	ETL, CE, RoHS Compliant
	Impact Protection	IK08
	Operating Temperature	-4°F to 104°F (-20°C to 40°C)

Performance

Power	W/unit	3		
CCT	CCT	2000K	3000K	6000K
Lumens	lm/unit	125	143	183
Efficacy	lm/W	42	48	61
CRI	CRI	70	80	70

Ordering

Product Code	Series	Color	Beam Angle	Louver	Input Voltage	IP Rating
DS55	G				24	IP67
		2000K	9°	HC55LV		
		3000K	15°	No		
		6000K	20°			
			30°			
			45°			
			60°			

BL LIGHTING
ILLUMINATE EVERYTHING

111 - 8838 Heather St. Vancouver, BC, Canada. V6P 3S8
P: 1-604-874-4405 E: info@bllighting.com
Copyright © BL INNOVATIVE LIGHTING. All Rights Reserved.

Solid State Lighting is sensitive to power fluctuations. Surge protection is highly recommended for all LED lighting products and should be on a dedicated circuit to protect against premature failure. Lack of surge protection may void your warranty.

Designed & Assembled in North America.

Specifications subject to change without notice. Please refer to our website at bllighting.com for current technical data.

For more information, please download the BL LIGHTING catalog

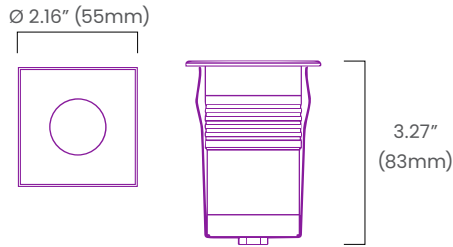
bllighting.com



Dimensions

Optional Louver

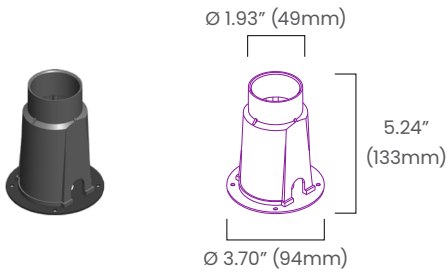
DS55



Part#: HC55LV




Recessed Mounting Sleeve



Photometric Details

Illuminance



Distance	Center Beam LUX	Vertical Beam Width	Horizontal Beam Width
32ft (10m)	9	6.9ft (2.1m)	6.6ft (2.0m)
26ft (8m)	14	5.6ft (1.7m)	5.2ft (1.6m)
20ft (6m)	26	4.2ft (1.3m)	3.9ft (1.2m)
13ft (4m)	58	2.6ft (0.8m)	2.6ft (0.8m)
6.5ft (2m)	231	1.3ft (0.4m)	1.3ft (0.4m)

Vertical Spread: 20.1°
Horizontal Spread: 20.6°

Light Distribution

