

DFT2 shines a continuous ribbon of diffused illumination, completely free of dots and hotspots, eliminating the need for a diffuser lens. DFT2 LED strip features controllable diodes that allow users to select a preferred CCT and change LED intensity, easily customizing the mood, and adapting the light to any ambience. Available in IP20 or IP65 rated for wet locations.

Up to 428 lm/ft

4.57W/FT

90+ CRI

Tunable White

CLIENT	
PROJECT NAME	
LOCATION	
DATE	

Product Detail



Lighting	Number of LED's	146 Diodes/FT (478/m)
	Beam Angle	120°
	Average Life	50,000 Hours
Electrical	CCT Binning	SDCM <3 LED's
	Controls	DMX, Bluetooth
	Input Voltage	24VDC
	Max Input Current	4A
	Connections	20 AWG, Copper Conductors
Mechanical	Circuit	Class 2
	Housing Construction	Flexible PCB Board, Silicone Jacket
	Mounting Options	Clips, Channel, Adhesive
Environmental	Ingress Protection	IP20, IP65
	Certifications	cULus, CE, RoHS Compliant
	Operating Temperature	-4°F to 104°F (-20°C to 40°C)

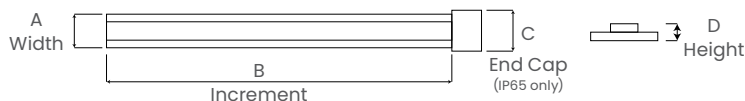
Performance

CCT/Color		2700K	6500K	2700K + 6500K
Power	W/FT (W/m)	-	-	4.57 (15)
Lumens	lm/FT (lm/m)	202 (660)	226 (742)	428 (1,404)
Efficacy	lm/W	-	-	94
CRI	CRI	90+		
Increment	inch (mm)	2.46 (62.5)		
Max. Length	ft (m)	16ft 4in (5m)		

Ordering

Product Code	Series	CCT	Input Voltage	IP Rating
DFT2	F	2700K+6500K	24	IP20 IP65

Dimensions



Section		A	B	C	D
		inch (mm)			
	DRY (IP20)	0.39 (10)	2.46 (62.5)	-	0.08 (2)
	DMP (IP65)	0.47 (12)	2.46 (62.5)	0.55 (14)	0.22 (5.5)



Compatible Profile

- Compatibility chart is for DRY (IP20) tape only
- Measurements in inch (mm)

Dotting Table:

A = No visible dots





B = Slight visible dots

C = Clear visible dots



Surface Mount

	CH2212 BL Fixform		Dotting A	Spec Sheet
	S2222 BL Fixform		Dotting A	Spec Sheet
	S2232 BL Fixform		Dotting A	Spec Sheet
	S2221 BL Fixform		Dotting A	Spec Sheet
	S1507 BL Fixform		Dotting A	Spec Sheet
	S1709 BL Fixform		Dotting A	Spec Sheet
	S1617 BL Fixform		Dotting A	Spec Sheet
	S4930 BL Fixform Requires 2 LED Strips		Dotting A	Spec Sheet
	S2215 BL Fixform 30° Beam Spread Lens Optic		Dotting A	Spec Sheet
	R3314 BL Fixform 45° Angle Frosted Optic		Dotting A	Spec Sheet

	SD1616 BL Fixform Double Sided Frosted Lens Optic		Dotting A	Spec Sheet
	SS1616 BL Fixform 45° Angle Frosted Optic		Dotting A	Spec Sheet



Compatible Profile

- Compatibility chart is for DRY (IP20) tape only
- Measurements in inch (mm)

Dotting Table:








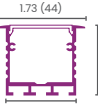


A = No visible dots

B = Slight visible dots




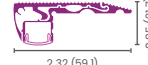
C = Clear visible dots



Recessed Mount

	R2626 BL Fixform In-Floor Profile		Dotting A	Spec Sheet
	RS2811 BL Fixform 3/8" Recess Depth		Dotting A	Spec Sheet
	R2416 BL Fixform Ceiling Flanged Extrusion		Dotting A	Spec Sheet
	R4435 BL Fixform Ceiling Flanged Extrusion		Dotting A	Spec Sheet
	RT2414 BL Fixform Mud-In Drywall Channel		Dotting A	Spec Sheet

Specialty

	S1905 BL Fixform Bendable LED Channel		Dotting A	Spec Sheet
	ST5921 BL Fixform		Dotting A	Spec Sheet

Suspended

	SP2020 BL Fixform Suspended and Surface Mount Options Available		Dotting A	Spec Sheet
--	---	---	---------------------	----------------------------

