

BL Flexform Dot-Free shines a continuous ribbon of diffused illumination, completely free of dots and hotspots, eliminating the need for a diffuser lens. BL Flexform Dot-Free is ideal for use around highly reflective surfaces such as marble countertops and high gloss tiles, and the extremely low profile is perfect for tight spaces with low clearance. Available in IP20 or IP65 rated for wet locations, and can be quick-shipped in just 1-2 days.

Up to 421 lm/ft

4.4W/FT

91 CRI

Quick Ship

CLIENT	
PROJECT NAME	
LOCATION	
DATE	

Product Detail



Lighting	Number of LED's	146 Diodes/FT (478/m)
	Beam Angle	120°
	Average Life	50,000 Hours
Electrical	CCT Binning	SDCM <3 LED's
	Controls	0-10V, MLV, ELV, Phase-Cut, Triac, DMX, Bluetooth
	Input Voltage	24VDC
	Max Input Current	4A
	Connections	20 AWG, Copper Conductors
Mechanical	Circuit	Class 2
	Housing Construction	Flexible PCB Board, Silicone Jacket
	Mounting Options	Clips, Channel, Adhesive
Environmental	Ingress Protection	IP20, IP65
	Certifications	cULus, CE, RoHS Compliant
	Operating Temperature	-4°F to 104°F (-20°C to 40°C)


Performance

CCT/Color		2400K	2700K	3000K	3500K	4000K
Power	W/FT (W/m)	4.4(14.4)				
Lumens	lm/FT (lm/m)	419 (1,375)	419 (1,375)	419 (1,375)	421 (1,381)	421 (1,381)
Efficacy	lm/W	98	98	98	101	101
CRI	CRI	91				
Increment	inch (mm)	1.97 (50)				
Max. Length	ft (m)	16ft 4in (5m)				

Ordering

Product Code	Series	CCT	Input Voltage	IP Rating
DFD3	F		24	
		2400K		IP20
		2700K		IP65
		3000K		
		3500K		
		4000K		

Dimensions



Section		A	B	C	D
		inch (mm)			
	DRY (IP20)	0.39 (10)	1.97 (50)	-	0.08 (2)
	DMP (IP65)	0.47 (12)	1.97 (50)	0.55 (14)	0.22 (5.5)



Compatible Profile

- Compatibility chart is for DRY (IP20) tape only
- Measurements in inch (mm)

Dotting Table:

A = No visible dots

B = Slight visible dots

C = Clear visible dots



Surface Mount

	CH2212 BL Fixform		Dotting A	Spec Sheet
	S2222 BL Fixform		Dotting A	Spec Sheet
	S2232 BL Fixform		Dotting A	Spec Sheet
	S2221 BL Fixform		Dotting A	Spec Sheet
	S1507 BL Fixform		Dotting A	Spec Sheet
	S1709 BL Fixform		Dotting A	Spec Sheet
	S1617 BL Fixform		Dotting A	Spec Sheet
	S4930 BL Fixform Requires 2 LED Strips		Dotting A	Spec Sheet
	S2215 BL Fixform 30° Beam Spread Lens Optic		Dotting A	Spec Sheet
	R3314 BL Fixform 45° Angle Frosted Optic		Dotting A	Spec Sheet

	SD1616 BL Fixform Double Sided Frosted Lens Optic		Dotting A	Spec Sheet
	SS1616 BL Fixform 45° Angle Frosted Optic		Dotting A	Spec Sheet



Compatible Profile

- Compatibility chart is for DRY (IP20) tape only
- Measurements in inch (mm)

Dotting Table:

A = No visible dots

B = Slight visible dots

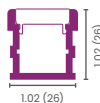
C = Clear visible dots



Recessed Mount



R2626
BL Fixform
In-Floor Profile

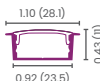


Dotting
A

[Spec Sheet](#)




RS2811
BL Fixform
3/8" Recess Depth



Dotting
A

[Spec Sheet](#)




R2416
BL Fixform
Ceiling Flanged Extrusion

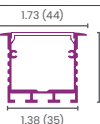


Dotting
A

[Spec Sheet](#)



R4435
BL Fixform
Ceiling Flanged Extrusion

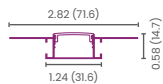


Dotting
A

[Spec Sheet](#)



RT2414
BL Fixform
Mud-In Drywall Channel



Dotting
A

[Spec Sheet](#)

Specialty



S1905
BL Fixform
Bendable LED Channel

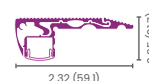


Dotting
A

[Spec Sheet](#)



ST5921
BL Fixform



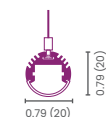
Dotting
A

[Spec Sheet](#)

Suspended



SP2020
BL Fixform
Suspended and Surface
Mount Options Available



Dotting
A

[Spec Sheet](#)

