

BL Flexform Dot-Free shines a continuous ribbon of diffused illumination, completely free of dots and hotspots, eliminating the need for a diffuser lens. BL Flexform Dot-Free is ideal for use around highly reflective surfaces such as marble countertops and high gloss tiles, and the extremely low profile is perfect for tight spaces with low clearance. Available in IP20 or IP65 rated for wet locations, and can be quick-shipped in just 1-2 days.

Up to 120 lm/ft

1.22W/FT

90+ CRI

Quick Ship

CLIENT	
PROJECT NAME	
LOCATION	
DATE	

**Product Detail**



<b>Lighting</b>	Number of LED's	146 Diodes/FT (478/m)
	Beam Angle	120°
	Average Life	50,000 Hours
<b>Electrical</b>	CCT Binning	SDCM <3 LED's
	Controls	0-10V, MLV, ELV, Phase-Cut, Triac, DMX, Bluetooth
	Input Voltage	24VDC
	Max Input Current	4A
	Connections	20AWG, Copper Conductors
<b>Mechanical</b>	Circuit	Class 2
	Housing Construction	Flexible PCB Board, Silicone Jacket
	Mounting Options	Clips, Channel, Adhesive
<b>Environmental</b>	Ingress Protection	IP20, IP65
	Certifications	cULus, CE, RoHS Compliant
	Operating Temperature	-4°F to 104°F (-20°C to 40°C)


**Performance**

CCT/Color		2700K	3000K	4000K	6500K
Power	W/FT (W/m)	1.22 (4)			
Lumens	lm/FT (lm/m)	105 (345)	112 (366)	120 (392)	120 (392)
Efficacy	lm/W	86	92	98	98
CRI	CRI	90+			
Increment	inch (mm)	1.97 (50)			
Max. Length	ft (m)	16ft 4in (5m)			

**Ordering**

Product Code	Series	CCT	Input Voltage	IP Rating
DFD1	F	2700K	24	IP20
		3000K		IP65
		4000K		
		6500K		

**Dimensions**



Section		A	B	C	D
		inch (mm)			
DRY(IP20)		0.39 (10)	1.97 (50)	-	0.08 (2)
DMP(IP65)		0.47 (12)	1.97 (50)	0.55 (14)	0.22 (5.5)



**Compatible Profile**

- Compatibility chart is for DRY (IP20) tape only  
- Measurements in inch (mm)

**Dotting Table:**

**A** = No visible dots

**B** = Slight visible dots

**C** = Clear visible dots



**Surface Mount**

	<b>CH2212</b> BL Fixform		Dotting <b>A</b>	<a href="#">Spec Sheet</a>
	<b>S2222</b> BL Fixform		Dotting <b>A</b>	<a href="#">Spec Sheet</a>
	<b>S2232</b> BL Fixform		Dotting <b>A</b>	<a href="#">Spec Sheet</a>
	<b>S2221</b> BL Fixform		Dotting <b>A</b>	<a href="#">Spec Sheet</a>
	<b>S1507</b> BL Fixform		Dotting <b>A</b>	<a href="#">Spec Sheet</a>
	<b>S1709</b> BL Fixform		Dotting <b>A</b>	<a href="#">Spec Sheet</a>
	<b>S1617</b> BL Fixform		Dotting <b>A</b>	<a href="#">Spec Sheet</a>
	<b>S4930</b> BL Fixform Requires 2 LED Strips		Dotting <b>A</b>	<a href="#">Spec Sheet</a>
	<b>S2215</b> BL Fixform 30° Beam Spread Lens Optic		Dotting <b>A</b>	<a href="#">Spec Sheet</a>
	<b>R3314</b> BL Fixform 45° Angle Frosted Optic		Dotting <b>A</b>	<a href="#">Spec Sheet</a>

	<b>SD1616</b> BL Fixform Double Sided Frosted Lens Optic		Dotting <b>A</b>	<a href="#">Spec Sheet</a>
	<b>SS1616</b> BL Fixform 45° Angle Frosted Optic		Dotting <b>A</b>	<a href="#">Spec Sheet</a>



**Compatible Profile**

- Compatibility chart is for DRY (IP20) tape only  
- Measurements in inch (mm)

**Dotting Table:**

**A** = No visible dots

**B** = Slight visible dots

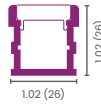
**C** = Clear visible dots



**Recessed Mount**



**R2626**  
BL Fixform  
In-Floor Profile

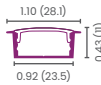


Dotting  
**A**

[Spec Sheet](#)



**RS2811**  
BL Fixform  
3/8" Recess Depth

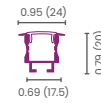


Dotting  
**A**

[Spec Sheet](#)



**R2416**  
BL Fixform  
Ceiling Flanged Extrusion

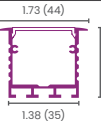


Dotting  
**A**

[Spec Sheet](#)



**R4435**  
BL Fixform  
Ceiling Flanged Extrusion

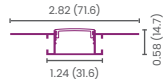


Dotting  
**A**

[Spec Sheet](#)



**RT2414**  
BL Fixform  
Mud-In Drywall Channel



Dotting  
**A**

[Spec Sheet](#)

**Specialty**




**S1905**  
BL Fixform  
Bendable LED Channel

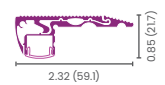


Dotting  
**A**

[Spec Sheet](#)



**ST5921**  
BL Fixform



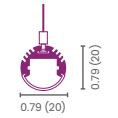
Dotting  
**A**

[Spec Sheet](#)

**Suspended**



**SP2020**  
BL Fixform  
Suspended and Surface  
Mount Options Available



Dotting  
**A**

[Spec Sheet](#)

