

Delivering an ultra bright 800 lm/FT, our flexible, dimmable, LED strip is vivid enough for general illumination, and certified for indoor and outdoor use. Add architectural accents to coves, under cabinets, bar shelving, and displays, in commercial, residential, and retail environments. Available in IP20 or IP65 rated for wet locations, BL Flexform D8 is compatible with BL Flexform Profiles, and UL listed, custom lengths ship within 1-2 days!

Up to 800 lm/ft

8W/FT

90+ CRI

Quick Ship

CLIENT	
PROJECT NAME	
LOCATION	
DATE	

### Product Detail



Lighting	Number of LED's	30 Diodes/FT (98/m)
	Lamp	LG 5630
	Beam Angle	150°
Electrical	Average Life	50,000 Hours
	CCT Binning	SDCM <3 LED's
	Controls	0-10V, MLV, ELV, Phase-Cut, Triac, DMX, Bluetooth
	Input Voltage	24VDC
	Max Input Current	5.5A
Mechanical	Connections	20AWG, Copper Conductors
	Circuit	Class 2
	Housing Construction	Flexible PCB Board, Silicone Jacket
Environmental	Mounting Options	Channel
	Ingress Protection	IP20, IP65
	Certifications	cULus, CE, RoHS Compliant
Operating Temperature	-4°F to 104°F (-20°C to 40°C)	

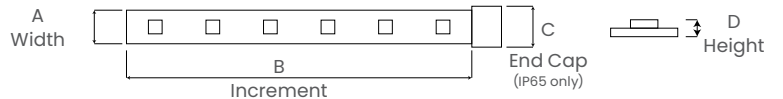
### Performance

CCT/Color		3000K	3500K	4000K
Power	W/FT (W/m)	8(26.2)		
Lumens	lm/FT (lm/m)	800 (2,625)	800 (2,625)	800 (2,625)
Efficacy	lm/W	96	96	96
CRI	CRI	90+		
Increment	inch (mm)	2.75 (70)		
Max. Length	ft (m)	11ft (3.35m)		

### Ordering

Product Code	Series	CCT	Input Voltage	IP Rating
D8	F		24	
		3000K		IP20
		3500K		IP65
		4000K		

### Dimensions



Section		A	B	C	D
		inch (mm)			
	DRY(IP20)	0.50 (12)	2.75 (70)	-	0.05 (1.3)
	DMP(IP65)	0.56 (14)	2.75 (70)	0.63 (16)	0.22 (5.5)



Compatible Profile

- Compatibility chart is for DRY (IP20) tape only  
- Measurements in inch (mm)

Dotting Table:






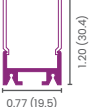






**A** = No visible dots

**B** = Slight visible dots


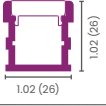

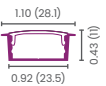

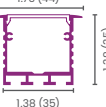

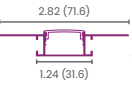
**C** = Clear visible dots



Surface Mount

	<b>CH2212</b> BL Fixform	 0.77 (19.5) x 0.44 (11.2)	Dotting <b>C</b> Spec Sheet
	<b>S2222</b> BL Fixform	 0.77 (19.5) x 0.78 (19.8)	Dotting <b>A</b> Spec Sheet
	<b>S2232</b> BL Fixform	 0.77 (19.5) x 1.20 (30.4)	Dotting <b>A</b> Spec Sheet
	<b>S2221</b> BL Fixform	 0.77 (19.5) x 0.77 (19.5)	Dotting <b>A</b> Spec Sheet
	<b>S4930</b> BL Fixform Requires 2 LED Strips	 1.97 (50) x 1.26 (32)	Dotting <b>A</b> Spec Sheet
	<b>S2215</b> BL Fixform 30° Beam Spread Lens Optic	 0.77 (19.5) x 0.65 (16.6)	Dotting <b>C</b> Spec Sheet

Recessed Mount

	<b>R2626</b> BL Fixform In-Floor Profile	 1.02 (26) x 1.02 (26)	Dotting <b>A</b> Spec Sheet
	<b>RS2811</b> BL Fixform 3/8" Recess Depth	 1.10 (28.1) x 0.92 (23.5) x 0.43 (11)	Dotting <b>B</b> Spec Sheet
	<b>R4435</b> BL Fixform Ceiling Flanged Extrusion	 1.73 (44) x 1.38 (35) x 1.38 (35)	Dotting <b>A</b> Spec Sheet
	<b>RT2414</b> BL Fixform Mud-In Drywall Channel	 2.82 (71.6) x 1.24 (31.6) x 0.58 (14.7)	Dotting <b>B</b> Spec Sheet

