

BL inGROUND DISK R114

Circular, Outdoor Recessed Luminaire
7W, 24VDC Constant Voltage



BL inGROUND DISK R114 ground recessed uplights are built to blend seamlessly into the landscape, and ideal for vertical highlighting of features such as columns, porticoes, garden walls, and tree silhouettes. Available with your choice of 9°, 15°, 20°, 30°, 45° or 60° beam angles, in 2000K, 3000K, 6000K and RGB options. The unit is durably constructed with a die-cast aluminum body, a 316L stainless steel trim and a tempered glass lens while the mounting boot allows uniform and fast installations. Low profile and efficient, these well lights are rated IP67, and are treadable, with up to 5500lb weight bearing capacity, perfect for installation in pavers, on decks, patios and along paths and walkways.

CLIENT	
PROJECT NAME	
LOCATION	
DATE	

Up to 479lm/unit 24VDC

Product Detail



Lighting	Power	7W
	Beam Angle	Static White (9°, 15°, 20°, 30°, 45° and 60°) - RGB (20° and 30°)
	Average Life	50,000 Hours
Electrical	RGB LED Wavelength	Red (620-630nm), Green (520-530nm), Blue (460-470nm)
	Controls	Dali, PWM, Triac, 1-10V, DMX
	Input Voltage	24VDC
	Circuit	Class 2
Mechanical	Operating Current (MA)	206 (Static White)
	Housing Construction	Dark Grey Powder Coated Aluminum
	Front Cover	Hard Chrome-Plated 316L Stainless Steel
	Light Window	5/16" (8mm) Tempered Frosted Glass
	Glass Pressure Capacity	Distributed Weight = 5500lbs (2500kgs)
	Mounting Sleeve	ABS
Environmental	Cable Gland	PG9 IP68
	Power Cable	2-Core 18AWG, Length = 1.6FT (0.5m) (4-Core for RGB Version)
	Ingress Protection	IP67
	Certifications	ETL, CE, RoHS Compliant
	Impact Protection	IK08
	Operating Temperature	-4°F to 104°F (-20°C to 40°C)

Performance

Power	W/unit	7			
CCT	CCT	2000K	3000K	6000K	RGB
Lumens	lm/unit	350	376	479	205
Efficacy	lm/W	50	54	68	29
CRI	CRI	70	80	70	-

Ordering

Product Code	CCT	Beam Angle	Louver (Optional)
BL inGROUND DISK R114	2000K	9D (9°)	HC114-LV
	3000K	15D (15°)	NO
	6000K	20D (20°)	
	RGB	30D (30°)	
		45D (45°)	
		60D (60°)	

BL LIGHTING ILLUMINATE EVERYTHING

111 - 8838 Heather St. Vancouver, BC, Canada. V6P 3S8
P: 1-604-874-4405 E: info@bllighting.com
Copyright © BL INNOVATIVE LIGHTING. All Rights Reserved.

Solid State Lighting is sensitive to power fluctuations. Surge protection is highly recommended for all LED lighting products and should be on a dedicated circuit to protect against premature failure. Lack of surge protection may void your warranty.

Designed & Assembled in North America.

Specifications subject to change without notice. Please refer to our website at bllighting.com for current technical data.

For more information, please download the BL LIGHTING catalog

bllighting.com

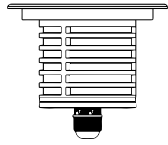
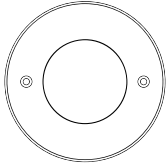


Dimensions

Optional Louver

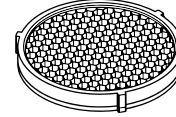
DISK R114

Ø 4.56" (116mm)



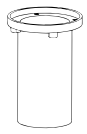
4.09"
(104mm)

Part#: HC114-LV



Recessed Mounting Sleeve

Ø 4.01" (102mm)



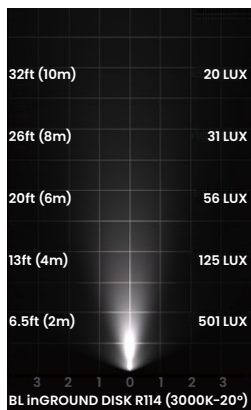
5.90"
(150mm)

Ø 2.91" (74mm)



Photometric Details

Illuminance



Distance	Center Beam LUX	Vertical Beam Width	Horizontal Beam Width
32ft (10m)	20	13ft (4.0m)	12.5ft (3.8m)
26ft (8m)	31	10.5ft (3.2m)	10.2ft (3.1m)
20ft (6m)	56	7.9ft (2.4m)	7.5ft (2.3m)
13ft (4m)	125	5.2ft (1.6m)	5ft (1.5m)
6.5ft (2m)	501	2.6ft (0.8m)	2.6ft (0.8m)

Vertical Spread: 22.4°
Horizontal Spread: 21.8°

Light Distribution

