

Integrating highly controllable RGB and tunable white CCT diodes into a single, dynamic chip, our flexible RGBW+WW LED strip is perfect for architectural accenting, and certified for indoor and outdoor use. Add color changing effects and tune the perfect white CCT to coves, under cabinets, bar shelving, and displays, in commercial, residential, and retail environments. BL flexFORM RGBW+WW is compatible with BL fixFORM Profiles and UL listed.

Up to 335 lm/ft

7.0W/FT

90+ CRI

RGB+Tunable White

CLIENT	
PROJECT NAME	
LOCATION	
DATE	

Product Detail



IP65



LOW



DMX



Bluetooth



cULus LISTED

Lighting

Number of LED's 88 Diodes/FT (288/m)

Lamp SMD 3535

Beam Angle 120°

Average Life 50,000 Hours

CCT Binning SDCM <3 LED's

Electrical

Controls DMX, Bluetooth

Input Voltage 24VDC

Max Input Current 4A

Connections 20AWG, Copper Conductors

Circuit Class 2

Mechanical

Housing Construction Flexible PCB Board, Silicone Jacket

Mounting Options Clips, Channel, Adhesive

Environmental

Ingress Protection IP20, IP65

Certifications cULus, CE, RoHS Compliant

Operating Temperature -4°F to 104°F (-20°C to 40°C)



5 YEAR WARRANTY

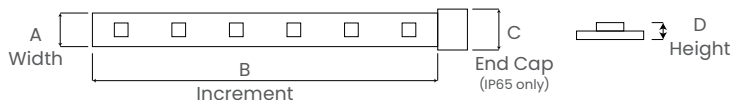
Performance



CCT/Color		RGBW+WW (2700K+6500K)
Power	W/FT (W/m)	7.0 (23)
Lumens	lm/FT (lm/m)	335 (1100)
Efficacy	lm/W	48
CRI	CRI	90+
Increment	inch (mm)	2.46 (62.5)
Max. Length	ft (m)	12ft 6in (3.8m)

Ordering

Product Code	Color	IP Rating	Profile
BL flexFORM RGBW+WW			
	RGB+2700K+6500K	IP20	
		IP65	

Dimensions



Section		A	B	C	D
		inch (mm)			
	DRY(IP20)	0.47 (12.0)	2.46 (62.5)	-	0.06 (1.6)
	DMP(IP65)	0.55 (14.0)	2.46 (62.5)	0.63 (16)	0.24 (6)



Compatible Profile

- Compatibility chart is for DRY (IP20) tape only
- Measurements in inch (mm)

Dotting Table:

A = No visible dots

B = Slight visible dots

C = Clear visible dots



Surface Mount

	BL fixFORM SF Channel 2212		Dotting C	Spec Sheet
	BL fixFORM SF Square 2222		Dotting A	Spec Sheet
	BL fixFORM SF Rectangle 2232		Dotting A	Spec Sheet
	BL fixFORM SF Round 2221		Dotting A	Spec Sheet
	BL fixFORM SF Shallow 1709		Dotting C	Spec Sheet
	BL fixFORM SF Square 1617		Dotting A	Spec Sheet
	BL fixFORM SF Wide 4930 Requires 2 LED Strips		Dotting A	Spec Sheet
	BL fixFORM SF Focus Beam 30° Beam Spread Lens Optic		Dotting C	Spec Sheet

Recessed Mount

	BL fixFORM Recessed 2626 In-Floor Profile		Dotting A	Spec Sheet
	BL fixFORM Recessed Shallow 2811 3/8" Recess Depth		Dotting B	Spec Sheet
	BL fixFORM Recessed 2416 Ceiling Flanged Extrusion		Dotting B	Spec Sheet
	BL fixFORM Recessed 4435 Ceiling Flanged Extrusion		Dotting A	Spec Sheet
	BL fixFORM Recessed Trimless 2414 Mud-In Drywall Channel		Dotting B	Spec Sheet

Specialty

	BL fixFORM SF Contour 1905 Bendable LED Channel		Dotting C	Spec Sheet
	BL fixFORM Stair Nose		Dotting B	Spec Sheet

Suspended

	BL fixFORM SP Round 2020 Suspended and Surface Mount Options Available		Dotting B	Spec Sheet
--	---	--	---------------------	----------------------------

