

# BL flexFORM B5

Universal Bend Wall Washer LED tape  
Monochromatic, 24VDC, Constant Voltage



Delivering up to 540 lumens per foot, BL flexFORM B5 Wall Wash Series is a powerful LED solution that flexes both horizontally and vertically and is perfect for architectural, signage, curved displays and coves of any shape or size. BL flexFORM B5 adapts itself to any shape, the bendable LED Wall Washer takes corners and contours with ease, allowing much sharper horizontal turns than traditional LED tape or rigid fixtures, eliminating the need for jumper wires to take the bends. Custom tailored continuous run lengths up to 15ft. Available in 2700K, 3000K or 4000K.

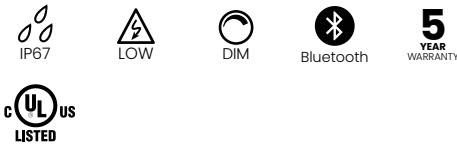
Up to 540 lm/ft   5.8W/FT   90+ CRI   Universal Bend

CLIENT	
PROJECT NAME	
LOCATION	
DATE	

## Product Detail



<b>Lighting</b>	Number of LED's	8 Diodes/FT (26/m)
	Lamp	SMD 2835
	Beam Angle	30° and 30°x50° Available
	Average Life	50,000 Hours
	CCT Binning	SDCM <3 LED's
<b>Electrical</b>	Controls	0-10V, MLV, ELV, Phase-Cut, Triac, DMX, Bluetooth
	Input Voltage	24VDC
	Max Input Current	4A
	Connections	20AWG, Copper Conductors
	Circuit	Class 2
<b>Mechanical</b>	Housing Construction	Polyurethane & Polycarbonate Lens
	Mounting Options	Clips
	Minimum Bend Radius	Vertical: 2.95" (75mm) Horizontal: 5.90" (150mm)
<b>Environmental</b>	Ingress Protection	IP67
	Certifications	cULus
	Operating Temperature	-4°F to 104°F (-20°C to 40°C)



## Performance

Beam Angle: 30°

CCT/Color		2700K	3000K	4000K
Power	W/FT (W/m)	5.8 (19)		
Lumens	lm/FT (lm/m)	490 (1,607)	520 (1,706)	540 (1,771)
Efficacy	lm/W	85	90	95
CRI	CRI	90+		
Increment	inch (mm)	12 (305)		
Max. Length	ft (m)	15 (4.57)		

Beam Angle: 30° x 50°

CCT/Color		2700K	3000K	4000K
Power	W/FT (W/m)	5.8 (19)		
Lumens	lm/FT (lm/m)	460 (1,509)	490 (1,607)	520 (1,706)
Efficacy	lm/W	80	85	90
CRI	CRI	90+		
Increment	inch (mm)	12 (305)		
Max. Length	ft (m)	15 (4.57)		

## Ordering

Product Code	Beam	CCT	IP Rating
BL flexFORM UBWW B5	30°	2700K	IP67
	30° x 50°	3000K	
		4000K	

### BL LIGHTING ILLUMINATE EVERYTHING

111 - 8838 Heather St. Vancouver, BC, Canada. V6P 3S8  
P: 1-804-874-4405 E: info@bllighting.com  
Copyright © BL INNOVATIVE LIGHTING. All Rights Reserved.

Solid State Lighting is sensitive to power fluctuations. Surge protection is highly recommended for all LED lighting products and should be on a dedicated circuit to protect against premature failure. Lack of surge protection may void your warranty.

Designed & Assembled in North America.

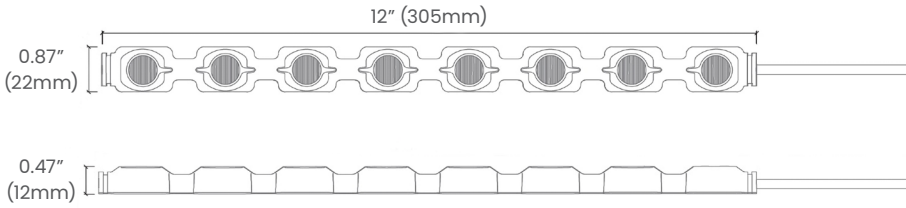
Specifications subject to change without notice. Please refer to our website at bllighting.com for current technical data.

For more information, please download the BL LIGHTING catalog

bllighting.com



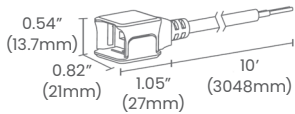
## Dimensions



## Accessories

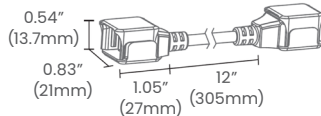
### Termination Kit\*

BL flexFORM B5TK20



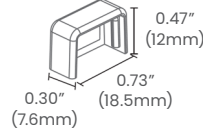
### Jumper Connector\*

BL flexFORM B5JC20



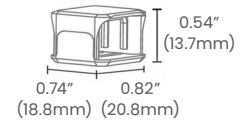
### End Cap\*

BL flexFORM B5EC20



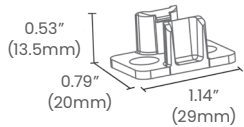
### Splice Connector\*

BL flexFORM B5SC20



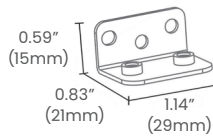
### Mounting Clip

BL flexFORM B5CP



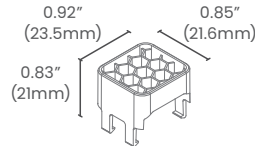
### 90° Angle Bracket

BL flexFORM B5AB



### LED Louver

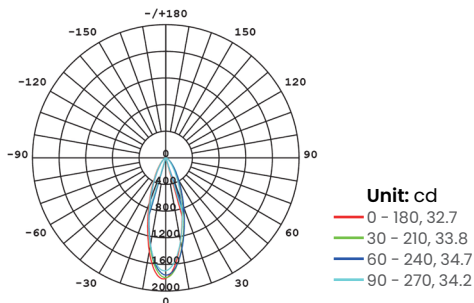
BL flexFORM B5LL



\* UV curing adhesive during assembly is required to reach IP65 ingress protection.

## Photometric Details

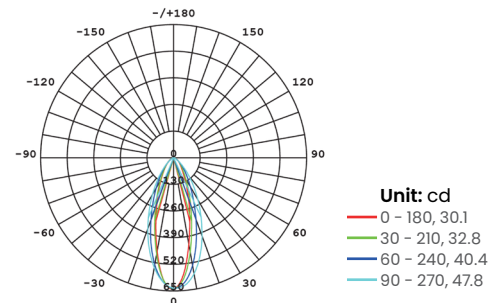
### Beam Angle: 30° (3000K)



Average Beam Angle (50%): 33.9°

Mtg Height	Light Level	Beam Diameter
3.28ft (1m)	168.8 fc	1.97ft (0.6m)
6.56ft (2m)	42.1 fc	3.78ft (1.15m)
9.84ft (3m)	18.8 fc	5.68ft (1.73m)
13.12ft (4m)	10.5 fc	7.58ft (2.31m)

### Beam Angle: 30° x 50° (3000K)



Average Beam Angle (50%): 37.8°

Mtg Height	Light Level	Beam Diameter
3.28ft (1m)	59.4 fc	1.73ft (0.5m)
6.56ft (2m)	14.9 fc	3.51ft (1.07m)
9.84ft (3m)	6.6 fc	5.28ft (1.61m)
13.12ft (4m)	3.7 fc	7.05ft (2.15m)

