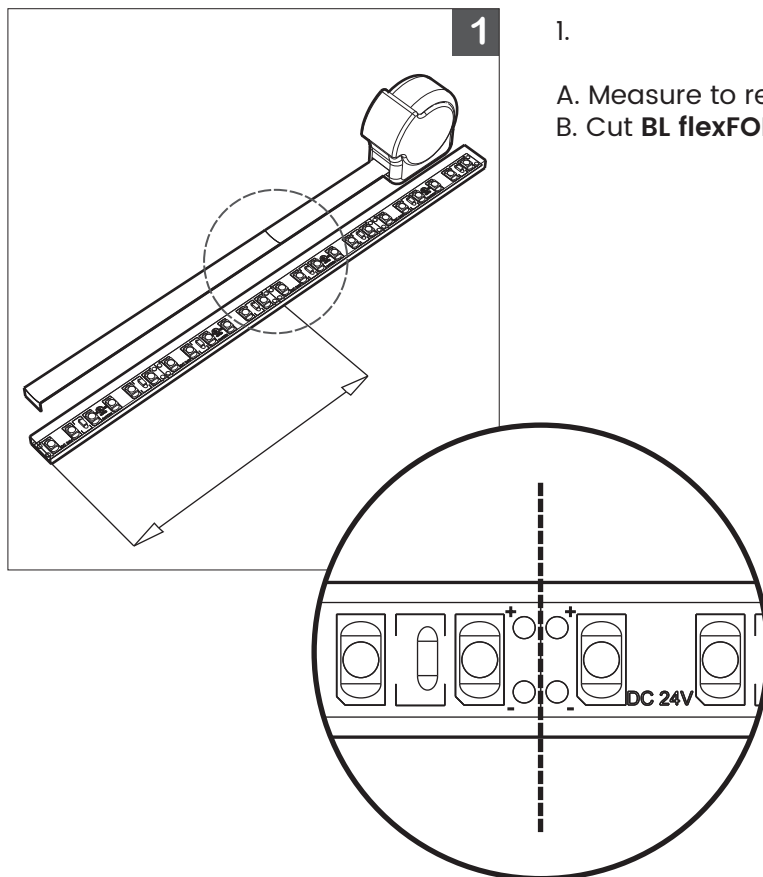


BL flexFORM

Flexible, Linear LED Strip Lighting
Monochromatic, 24VDC, Constant Voltage

D4 Series

Printed



1.

- A. Measure to required length of **BL flexFORM D4**.
- B. Cut **BL flexFORM D4**.

IMPORTANT: Only cut at designated markings on PCB.

PROJECT

CLIENT

TYPE

Solid State Lighting is sensitive to power fluctuations
Surge protection is highly recommended for all LED lighting products and should be on a designated circuit to protect against premature failure
Lack of surge protection may void your warranty

For more information, please download the
BL LIGHTING catalogue

BL LIGHTING. ILLUMINATE EVERYTHING

111 - 8838 Heather St. Vancouver, BC, Canada. V6P 3S8
P: 1-604-874-4405 F: 1-604-321-0445 E: info@bllighting.com
Copyright © 2017 BL INNOVATIVE LIGHTING. All Rights Reserved.

bllighting.com

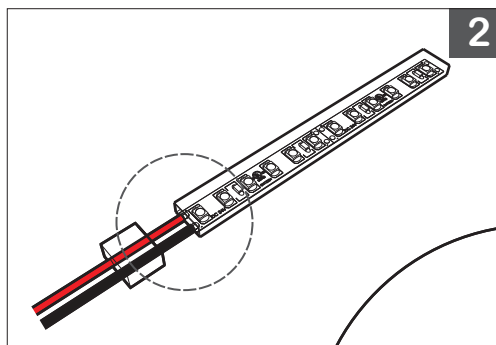


BL flexFORM

Flexible, Linear LED Strip Lighting
Monochromatic, 24VDC, Constant Voltage

D4 Series

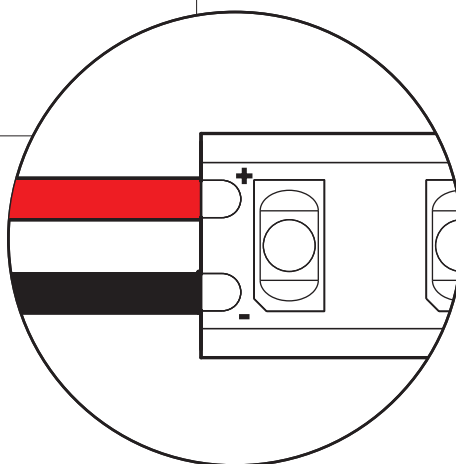
Printed



2

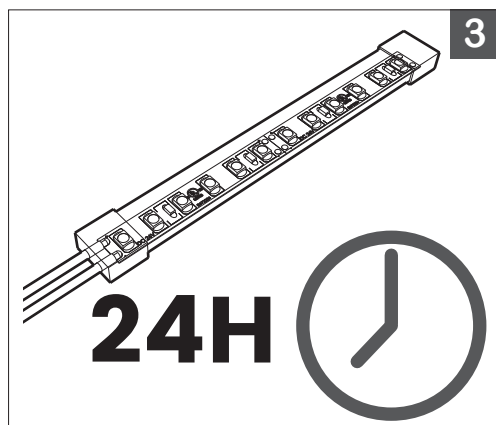
2.

- Insert Red (+) and Black (-) conductors through End Cap.
- Solder conductors directly onto PCB at assigned location.



IMPORTANT: Ensure polarity is correct before applying solder.

Confirm and test **BL flexFORM D4** connections are working correctly with power supply before proceeding to Step 3.



3

3.

- Fill End Caps with RTV sealant. Install onto **BL flexFORM D4**.
- Allow sealant to cure (24 hours) before installation.

PROJECT

CLIENT

TYPE

Solid State Lighting is sensitive to power fluctuations
Surge protection is highly recommended for all LED lighting products and should be on a designated circuit to protect against premature failure
Lack of surge protection may void your warranty

For more information, please download the
BL LIGHTING catalogue

BL LIGHTING. ILLUMINATE EVERYTHING

111 - 8838 Heather St. Vancouver, BC, Canada. V6P 3S8
P: 1-604-874-4405 F: 1-604-321-0445 E: info@bllighting.com
Copyright © 2017 BL INNOVATIVE LIGHTING. All Rights Reserved.

bllighting.com

