

BL fixFORM

Indoor Low-Voltage Suspension Kit
Designed for use with BL fixFORM Series

SPK

Printed



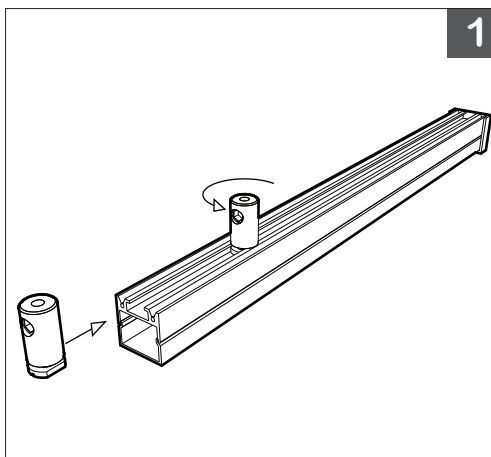
Please note that these instructions are guidelines only and in no way supersede any construction or installation standards.

Local building and electrical codes should be consulted before installation.

ATTENTION

- There is potential danger of electrical shock when operating electrical components.
- Make sure power is turned off before installation.
- Allow for heat dissipation and adequate ventilation.

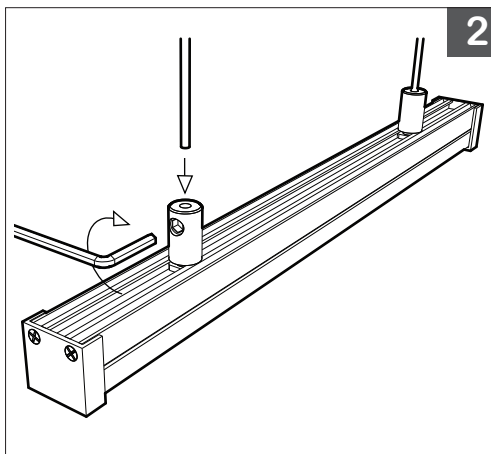
SUSPENSION KIT



1.

A. Align the hanger component with the groove in the back of the base track, and insert it.

B. Twist and tighten the hanger when correctly positioned along the base track.



2.

A. Insert the suspension cable into the top of the hanger.

B. Tighten grip on the suspension by turning the hex bolt, on the side of the hanger, clock-wise.

TIP: A minimum of two hangers per section is recommended for a secure hold.

PROJECT

CLIENT

TYPE

Solid State Lighting is sensitive to power fluctuations
Surge protection is highly recommended for all LED lighting products and should be on a designated circuit to protect against premature failure
Lack of surge protection may void your warranty

For more information, please download the
BL LIGHTING catalogue

BL LIGHTING. ILLUMINATE EVERYTHING

111 - 8838 Heather St. Vancouver, BC, Canada. V6P 3S8
P: 1-604-874-4405 F: 1-604-321-0445 E: info@bllighting.com
Copyright © 2017 BL INNOVATIVE LIGHTING. All Rights Reserved.

bllighting.com



BL fixFORM

Indoor Low-Voltage Suspension Kit
Designed for use with BL fixFORM Series

SPK

Printed



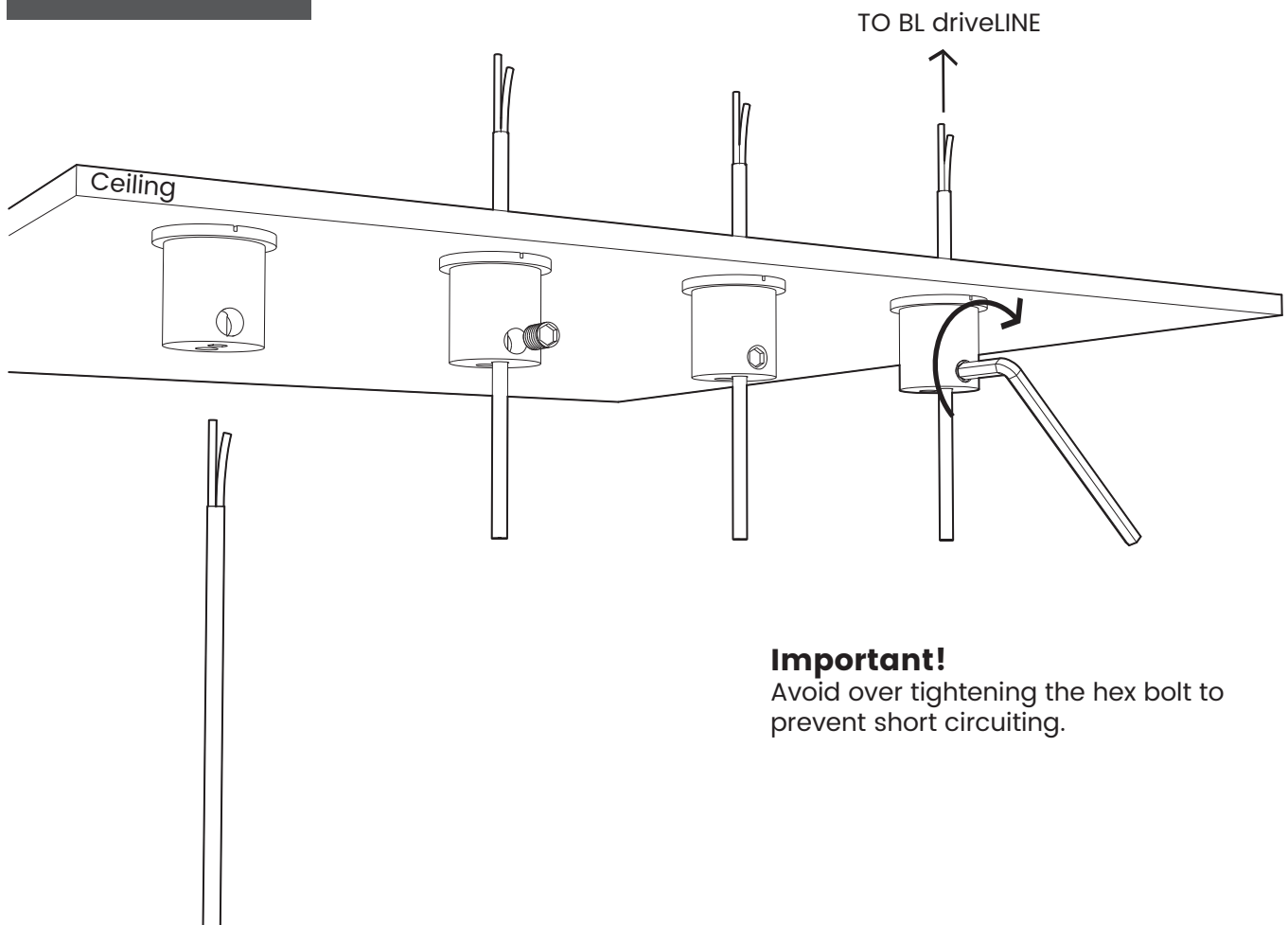
Please note that these instructions are guidelines only and in no way supersede any construction or installation standards.

Local building and electrical codes should be consulted before installation.

ATTENTION

- There is potential danger of electrical shock when operating electrical components.
- Make sure power is turned off before installation.
- Allow for heat dissipation and adequate ventilation.

SUSPENSION KIT



Important!

Avoid over tightening the hex bolt to prevent short circuiting.

PROJECT

CLIENT

TYPE

Solid State Lighting is sensitive to power fluctuations
Surge protection is highly recommended for all LED lighting products and should be on a designated circuit to protect against premature failure
Lack of surge protection may void your warranty

For more information, please download the
BL LIGHTING catalogue

BL LIGHTING. ILLUMINATE EVERYTHING

111 - 8838 Heather St. Vancouver, BC, Canada. V6P 3S8
P: 1-604-874-4405 F: 1-604-321-0445 E: info@bllighting.com
Copyright © 2017 BL INNOVATIVE LIGHTING. All Rights Reserved.

bllighting.com

