

BL spotGLOBE

Customizable LED String Light
24VDC, Constant Voltage

INC Series

Printed

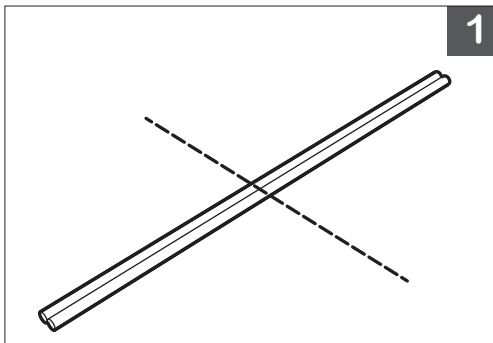


Please note that these instructions are guidelines only and in no way supersede any construction or installation standards.

Local building and electrical codes should be consulted before installation.

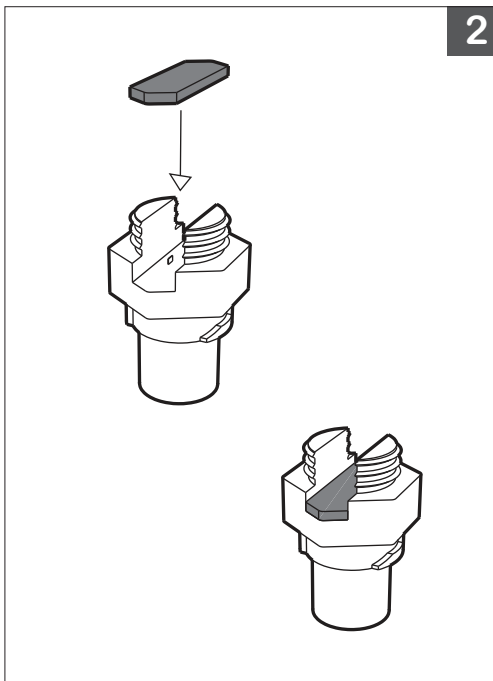
ATTENTION

- There is potential danger of electrical shock when operating electrical components.
- Make sure power is turned off before installation.
- Allow for heat dissipation and adequate ventilation.



1

1. Cut the desired length of 16AWG/2 Wire



2

2. Insert the rubber plate into the Lamp Holder

PROJECT

CLIENT

TYPE

Solid State Lighting is sensitive to power fluctuations
Surge protection is highly recommended for all LED lighting products and should be on a designated circuit to protect against premature failure
Lack of surge protection may void your warranty

For more information, please download the
BL LIGHTING catalogue

BL LIGHTING. ILLUMINATE EVERYTHING

111 - 8838 Heather St. Vancouver, BC, Canada. V6P 3S8
P: 1-604-874-4405 F: 1-604-321-0445 E: info@bllighting.com
Copyright © 2017 BL INNOVATIVE LIGHTING. All Rights Reserved.

bllighting.com



BL spotGLOBE

Customizable LED String Light
24VDC, Constant Voltage

INC Series

Printed

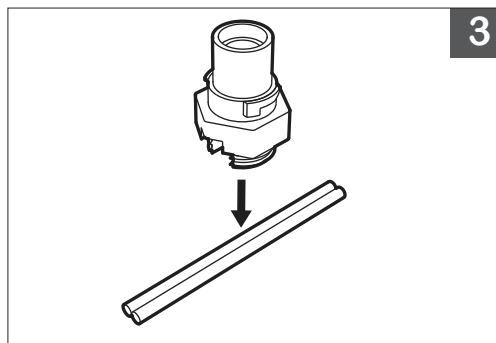


Please note that these instructions are guidelines only and in no way supersede any construction or installation standards.

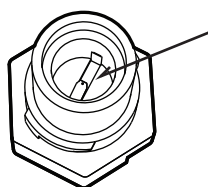
Local building and electrical codes should be consulted before installation.

ATTENTION

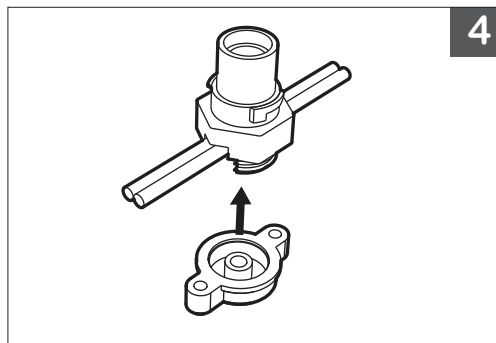
- There is potential danger of electrical shock when operating electrical components.
- Make sure power is turned off before installation.
- Allow for heat dissipation and adequate ventilation.



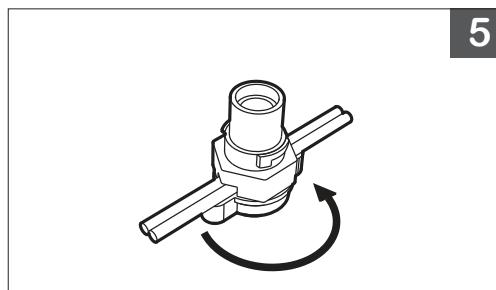
3. Secure Lamp Holder onto the Wire



IMPORTANT: Make sure the contacts are aligned in the same direction to ensure polarity is congruent along the line.



4. Align Lamp Holder onto Holder Base



5. Screw Holder Base securely

PROJECT

CLIENT

TYPE

Solid State Lighting is sensitive to power fluctuations
Surge protection is highly recommended for all LED lighting products and should be on a designated circuit to protect against premature failure
Lack of surge protection may void your warranty

For more information, please download the
BL LIGHTING catalogue

BL LIGHTING. ILLUMINATE EVERYTHING

111 - 8838 Heather St. Vancouver, BC, Canada. V6P 3S8
P: 1-604-874-4405 F: 1-604-321-0445 E: info@bllighting.com
Copyright © 2017 BL INNOVATIVE LIGHTING. All Rights Reserved.

bllighting.com



BL spotGLOBE

Customizable LED String Light
24VDC, Constant Voltage

INC Series

Printed

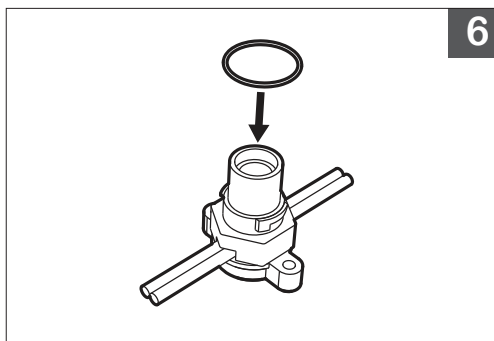


Please note that these instructions are guidelines only and in no way supersede any construction or installation standards.

Local building and electrical codes should be consulted before installation.

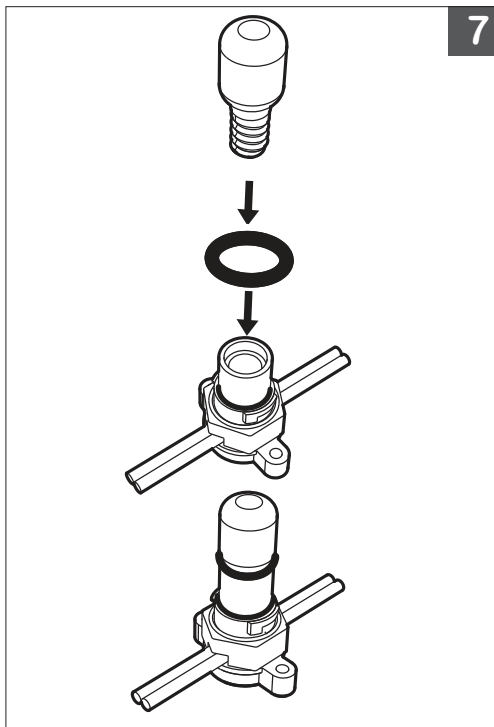
ATTENTION

- There is potential danger of electrical shock when operating electrical components.
- Make sure power is turned off before installation.
- Allow for heat dissipation and adequate ventilation.



6

6. Slip the lower(thin) O-Ring over the Lamp Holder



7

7. Slip the upper(thick) O-ring over the Lamp and Screw the Lamp into the Lamp Holder

PROJECT

CLIENT

TYPE

Solid State Lighting is sensitive to power fluctuations
Surge protection is highly recommended for all LED lighting products and should be on a designated circuit to protect against premature failure
Lack of surge protection may void your warranty

For more information, please download the
BL LIGHTING catalogue

BL LIGHTING. ILLUMINATE EVERYTHING

111 - 8838 Heather St. Vancouver, BC, Canada. V6P 3S8
P: 1-604-874-4405 F: 1-604-321-0445 E: info@bllighting.com
Copyright © 2017 BL INNOVATIVE LIGHTING. All Rights Reserved.

bllighting.com



BL spotGLOBE

Customizable LED String Light
24VDC, Constant Voltage

INC Series

Printed



Please note that these instructions are guidelines only and in no way supersede any construction or installation standards.

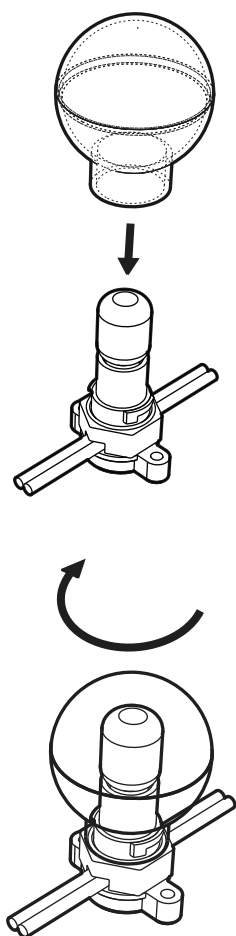
Local building and electrical codes should be consulted before installation.

ATTENTION

- There is potential danger of electrical shock when operating electrical components.
- Make sure power is turned off before installation.
- Allow for heat dissipation and adequate ventilation.

8

8. Affix the Globe onto the Lamp Holder



PROJECT

CLIENT

TYPE

Solid State Lighting is sensitive to power fluctuations
Surge protection is highly recommended for all LED lighting products and should be on a designated circuit to protect against premature failure
Lack of surge protection may void your warranty

For more information, please download the
BL LIGHTING catalogue

BL LIGHTING. ILLUMINATE EVERYTHING

111 - 8838 Heather St. Vancouver, BC, Canada. V6P 3S8
P: 1-604-874-4405 F: 1-604-321-0445 E: info@bllighting.com
Copyright © 2017 BL INNOVATIVE LIGHTING. All Rights Reserved.

bllighting.com

